
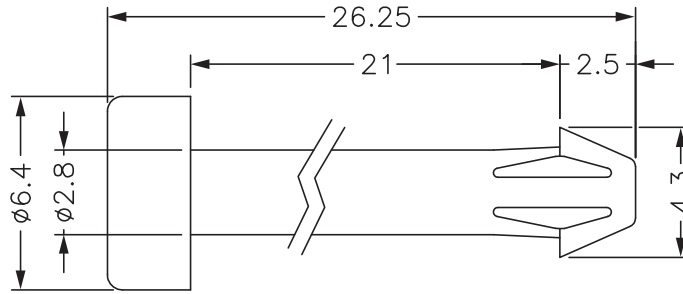


DIM.	TOL
5mm DOWN	±0.2
5~20mm	±0.3
20~40mm	±0.4
40~60mm	±0.5
60~100mm	±0.8
100mm UP	±1.0

REVISIONS			
REV	DESCRIPTION	DATE	BY




TOTAL COIL	15
DIRECTION	TO RIGHT
WIRE DIAMETER	φ0.6 <sup>±0.1</sup>
OUTSIDE DIAMETER	φ4.6 <sup>±0.2</sup>
FREE LENGTH	21 <sup>REF.</sup>

HOLE IN P.C.B φ3.0<sup>+0.2</sup>  
HOLE IN HEAT SINK φ3.2<sup>-0</sup>

NOTE: All measurement does not include gate which raises under 0.3mm.

ROHS (RoHS Compliant)	
★ Pb	<1000PPM
★ Cd	< 100PPM
★ Hg	<1000PPM
★ Cr6+	<1000PPM
★ PBBs	<1000PPM
★ PBDEs	<1000PPM

		TITLE FAN SNAP RIVET		DATE 17/05/2011	
		BODY MATERIAL PA 66 V2 (UL94)		DRAWN D.C	
PART NUMBER 10562AA01		DRAWING NUMBER 11.05.17.10562.0.E		BODY COLOR BLACK	
SIZE A4		SCALE NTS		CHECK	
UNIT mm.		REV C		APPROVED	
UNLESS OTHERWISE SPECIFIED TOLERANCE SEE ABOVE				APPROVED	