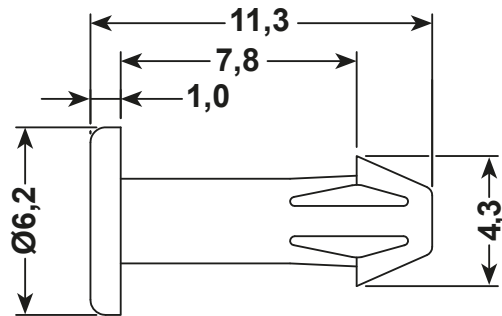
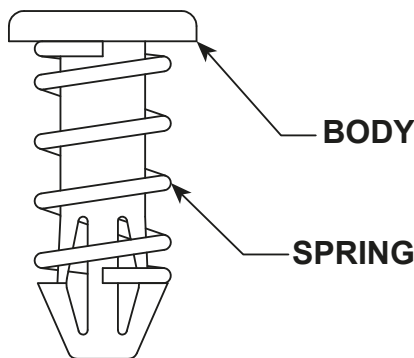


DIM.	TOL
5mm DOWN	±0.2
5~20mm	±0.3
20~40mm	±0.4
40~60mm	±0.5
60~100mm	±0.8
100mm UP	±1.0

REVISIONS			
REV	DESCRIPTION	DATE	BY



BODY




BODY

SPRING

TOTAL COIL	5
DIRECTION	TO RIGHT
WIRE DIAMETER	ø0.5
OUTSIDE DIAMETER	ø4.5
FREE LENGTH	8
K=290g/mm±10%	

HOLE IN P.C.B $\phi 3.0^{+0.2}$
HOLE IN HEAT SINK $\phi 3.2^{-0}$

NOTE: All measurement does not include gate which raises under 0.3mm.

		TITLE FAN SNAP RIVET		DATE 05/12/16	
		BODY MATERIAL PA 6.6 V2 (UL94)		DRAWN R.F.	
PART NUMBER 10557AA01		DRAWING NUMBER 16.12.05.10557.0.E		BODY COLOR BLACK	
SIZE A4		SCALE 4:1		CHECK	
UNIT mm.		REV C		UNLESS OTHERWISE SPECIFIED TOLERANCE SEE ABOVE	
				APPROVED	