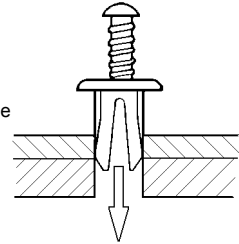
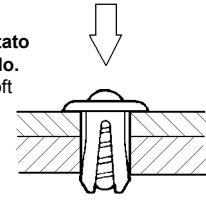


**MONTAGGIO**  
ASSEMBLY

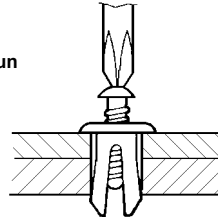
**Inserire lo scrivet nel foro.**  
Insert the scrivet into the hole.



**Spingere il gambo filettato con un martello morbido.**  
Push the screw with a soft hammer.



**Svitare il gambo con un cacciavite.**  
Unscrew the pin with a screwdriver.



● **MATERIALE = PA 6.6**  
MATERIAL = PA 6.6

● **AUTOESTINGUENZA = V2 (UL94)**  
UL FLAMMABILITY = V2 (UL94)

● **COLORE = Nero**  
COLOUR = Black

| CODICE<br>P/N    | DIMENSIONI<br>SIZES |    |     |      | PANNELLO<br>PANEL |         | NOTE<br>NOTES | CONF.<br>PKG. |
|------------------|---------------------|----|-----|------|-------------------|---------|---------------|---------------|
|                  | A                   | H1 | H2  | L    | foro/hole         | Sp./Th. |               |               |
| <b>2494 AA01</b> | 12,8                | 3  | 2   | 11,5 | Ø 6,2-6,5         | 3 - 6   |               | 2.500         |
| <b>0962 AA01</b> | 18,5                | 2  | 2,5 | 19   | Ø 8               | 6 - 14  |               | 2.500         |

Tutte le quote sono in mm. / All the dimensions are in mm.